

SmartPhones



En nuestra práctica

Dr. Javier Svetliza

Historia



- 1992 IBM lanza “Simón”
considerado el primer smartphone
 - Calendario
 - Reloj
 - Libreta de direcciones
 - e-mail
 - Juegos
 - Calculadora
 - Envío y recepción de fax
 - Pantalla táctil



Qué hay que considerar?



- Tamaño, Peso, Portabilidad
- Duración de la Batería
- Screen (Tamaño y Resolución)
- Sistema Operativo
- Memoria y Capacidad de expansión
- Multimedia
- Aplicaciones
- Conectividad IR, BlueTooth, WiFi
- GPS

Ranking OS



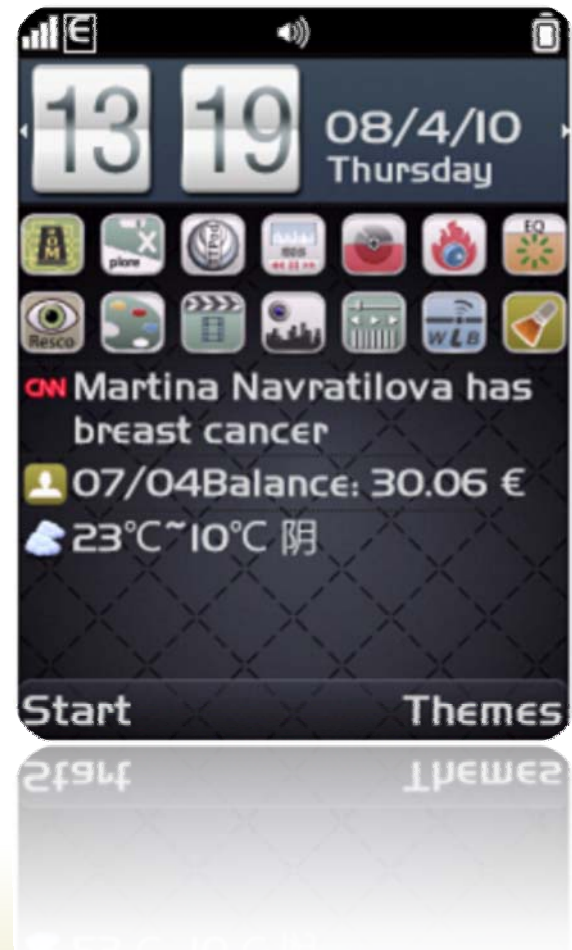
Smartphones

Symbian OS



- Nokia,
- Sony Ericsson,
- PSION,
- Samsung

41,2% (51% en 2009)



Blackberry OS



18,2% (19% en 2009)



Android



- HTC
- Google Nexus
- Samsung
- LG
- Motorola

17,2% (18% en 2009)



iOS



iPhone

14,2% (13% en 2009)



Windows Mobile



○ HTC

○ LG

5% (9,3% en 2009)



Top Five

(Septiembre 2010)



5 HTC DESIRE



- Procesador Snapdragon de 1 Ghz ademas de los 512 MB de RAM, lo cual lo hacen mas que rapido al Android 2.1 con interfaz Sense que posee.
- Bluetooth , WiFi y GPS, y una batería 1.400 mAh.
- Cámara en color de 5 megapíxeles. Función de detección del rostro. Enfoque automático y flash. Fotos panorámicas y Geoetiquetado



4 SAMSUNG GALAXI S



- Pantalla SuperAMOLED de 4 pulgadas
- >Calidad de llamada
- 16GB de memoria interna ampliable vía microSD
- Grabación de vídeo en formato 720p 30fps
- En buenas condiciones de luz, la cámara en fotos es muy buena
- Salida de televisión
- Cámara frontal para videollamadas
- Reproduce vídeo DivX/Xvid con grandes resoluciones
- >Autonomía de la batería en un uso normal
- microUSB cubierto



3 IPHONE 4



iPhone 4	
SO	IOS4
Pantalla	Retina 3.5 pulgadas (960x640)
Procesador	Apple A4 con núcleo Cortex A8 a 1 GHz
Video	5 Mpx+ cámara web VGA, enfoco manual, flash LED, geoetiquetado de fotos, grabación de video HD 720p.
Conectividad	Bluetooth 2.1 Wifi 802.11b/g/n 3G (HSDPA 7.2 Mbps)
Memoria	16GB ó 32GB
Tamaño	Alto: 115.2 mm Ancho: 58.6 mm Fondo: 9.3 mm Peso: 137 gramos




2 HTC EVO 4



Display	4.3 inches 480 x 800 resolution
CPU	1000 mhz 512 mb RAM
Ports	USB 2.0 micro USB port
Storage	1GB internal + microSD slot
OS	Android
Battery	Removable 146 hour standby time
Camera	8 Megapixel (rear) 1.3 Megapixel (front)
Connectivity	WiFi, Bluetooth 802.11, 2.1 + EDR
Apps	70,000 (source: androlib.com)



1 SAMSUNG GALAXY EPIC 4G



Qué podemos conseguir



con un Smartphone?

Proyectos Militares



Raytheon Creates Patriot Missile System iPhone App to Keep Launch Crews' Skills Sharp

By Clay Dillow Posted 07.23.2010 at 9:31 am [11 Comments](#)



The Patriot Missile System Has an App Because you don't want to forget a step when firing this bad
huv

Utilidades / Producción



Paquetes de Oficina



Software de Comunicación



Software de Comunicación



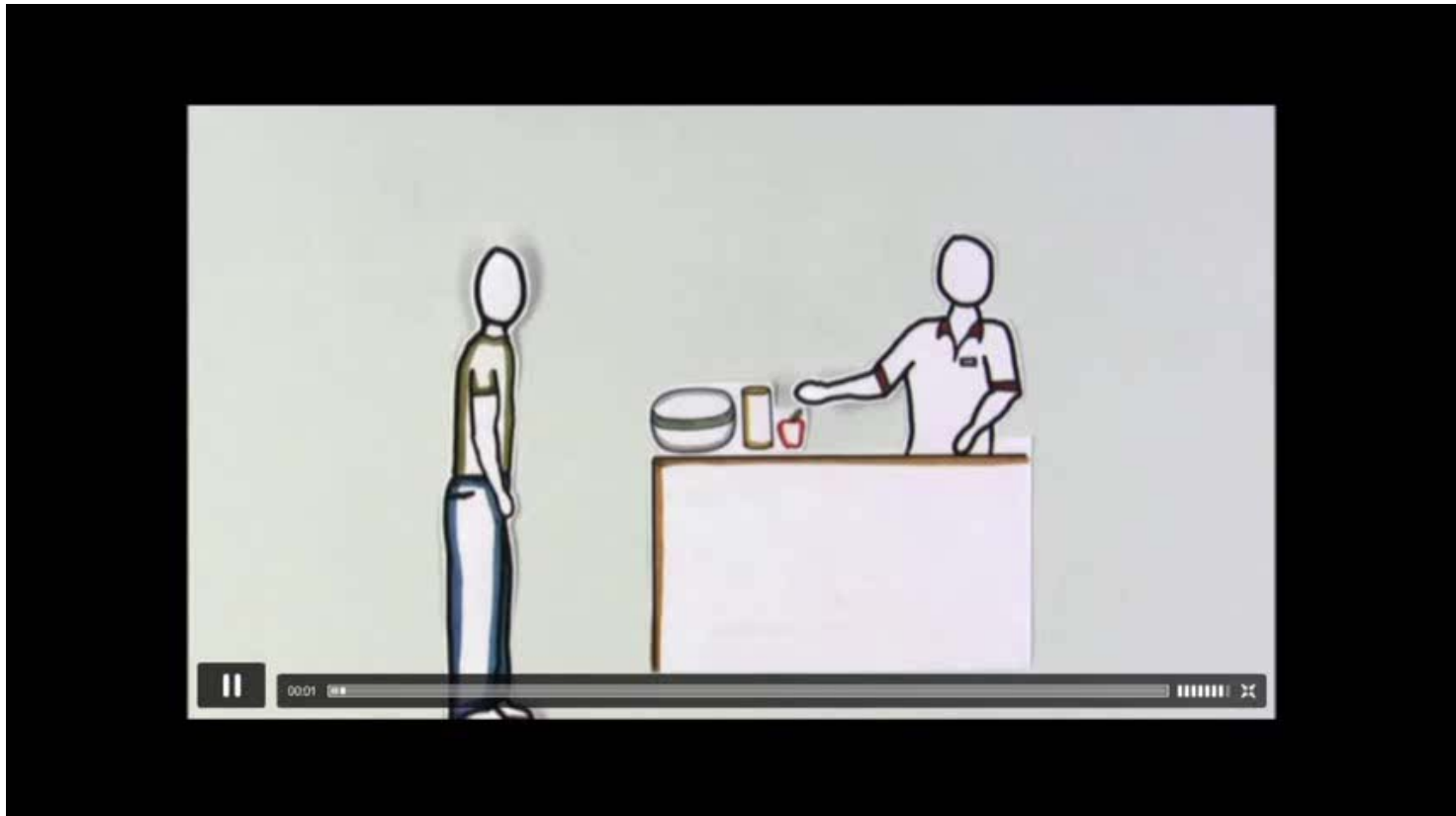
Skype



Almacenamiento



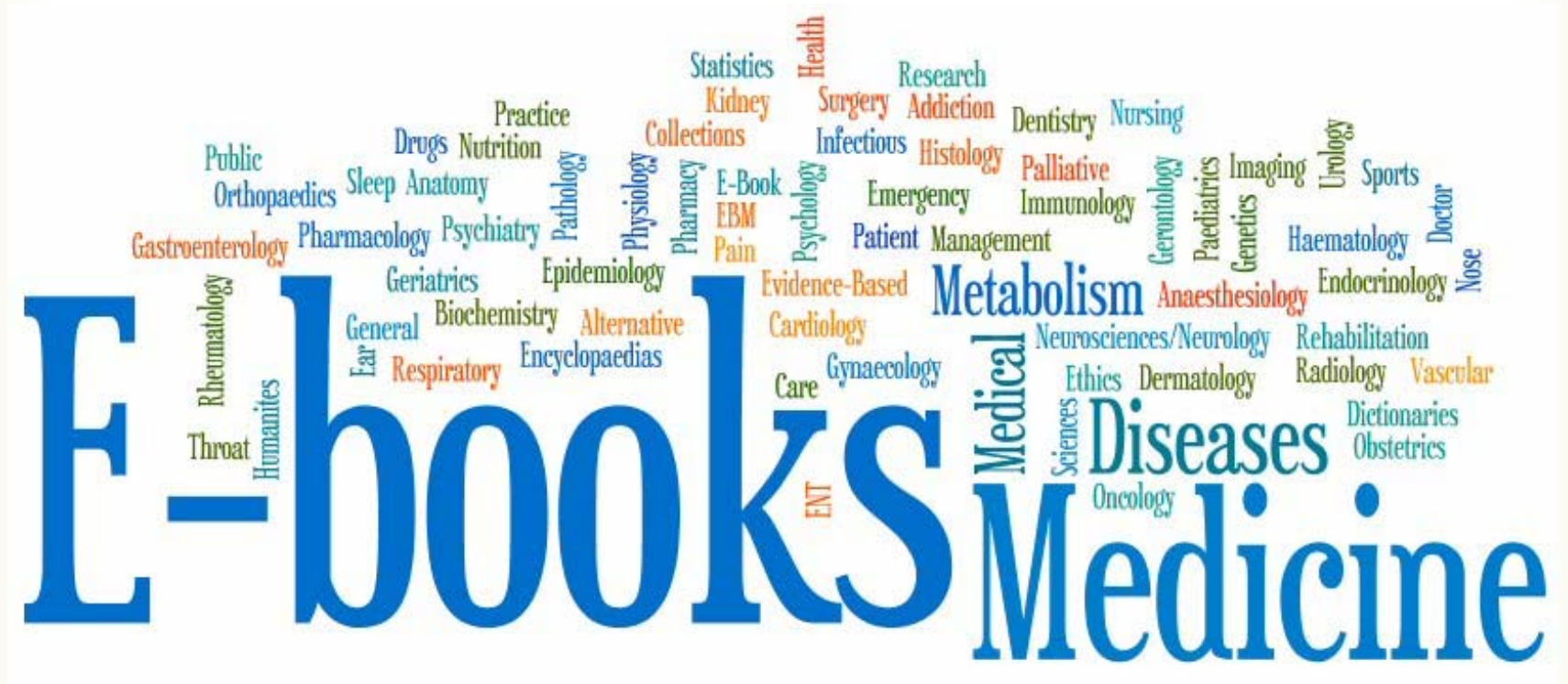
Almacenamiento



Aplicaciones Médicas



E-Books



Epocrates



EPOCRATES Rx
Free mobile drug reference

Available for the following platforms:



iPhone/iPod touch



BlackBerry



Palm



Android



Windows Mobile

Our information is developed by healthcare professionals, and specifically formatted for the mobile devices listed above.

Select from the available platforms and learn about the helpful features included, like the drug guide, formulary information and drug interaction checker. This product also includes continual free updates and medical news! Plus, you'll also see how easy it is to download Epocrates Rx to your handheld device.

AT&T 10:54 PM

aspirin Pill Pictures

	aspirin 81 mg
	aspirin 81 mg
	aspirin 500 mg
	aspirin 325 mg
	aspirin 81 mg

Drug Search Interactions Pill ID Updates Help

Medcalc



Carrier 1:45 PM



MedCalc 3000 Pediatrics is your answer for evidence-based medical calculation. Here you will find essential Pediatrics equations, clinical criteria sets, decision trees and data converters, ready for use, right in the palm of your hand!

Key to Navigation Buttons:

- Eq Medical Equations
- CC Clinical Criteria
- DT Decision TreeCalcs
- Cvt Unit and Dose Converters

Copyright © 1998-2010 Foundation Internet Services
[Legal Notices and Disclaimer Here](#)

Home Eq CC DT Cvt

Carrier 1:48 PM

Bacterial Meningitis Score for Children

- Gram stain of CSF positive (2 points)
- CSF Protein more than 80 mg/dL (1 point)
- Blood absolute neutrophil count 10,000 cells/cubic mm or more (1 point)
- Incidence of seizures with illness (1 point)
- Spinal fluid neutrophil count ≥ 1000 cells per cubic mm (1 point)

Total Criteria Point Count: 2

Reset Form

Home Eq CC DT Cvt

Carrier 1:50 PM

Blood Pressure Percentiles for Girls (2 - 17 years)

Input:

Age 14 yr

Height 65 in

Systolic BP 120 mmHg

Diastolic BP 90 mmHg

Results:

Height Percentile	76
Systolic BP Percentile	81
Diastolic BP Percentile	99

Home Eq CC DT Cvt

Pubmed (PubMed)



Chopier J, Gibeault M, Salem C, Marsault...

[How to measure breast density?]

J Radiol 2008 89(9 Pt 2):1151-5

Boutet G

[Mammographic density: a valid risk fact...]

J Radiol 2008 89(9 Pt 2):1140-50

Boisserie-Lacroix M

[Breast density and cancer risk.]

J Radiol 2008 89(9 Pt 2):1139

Kozachik SL, Bandeen-Roche K

Predictors of patterns of pain, fatigue, an...

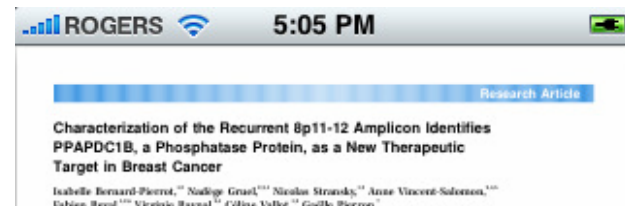
Cancer Nurs 2008 Sep-Oct 31(5):334-44

Lee SM, Park JH, Park HJ

Implications of systematic review for bre...

Cancer Nurs 2008 Sep-Oct 31(5):E40-6

get more (have 20/191569 total)



Characterization of the Recurrent 8p11-12 Amplicon Identifies PPAADC1B, a Phosphatase Protein, as a New Therapeutic Target in Breast Cancer

Isabelle Bernard-Pierrot,^{1,2} Nadège Grail,^{1,2,3} Strahin Stranyski,^{1,4} Anne Vincent-Selonen,^{1,5,6} Fabrice Rayat,^{1,5,6} Virginie Baxant,^{1,5} Céline Vallet,^{1,5} Gaëlle Pierron,^{1,5} François Radcauzi,^{1,7} and Olivier Delattre^{1,2}

UMR 114 Centre National de la Recherche Scientifique Institut Curie, Institut Curie, Centre de Recherche Institut Curie, Département de Biologie, Institut Curie, Université Paris 6, Paris, France; UMR 114 Centre National de la Recherche Scientifique Institut Curie, Institut Curie, Centre de Recherche Institut Curie, Département de Biologie, Institut Curie, Université Paris 6, Paris, France; UMR 114 Centre National de la Recherche Scientifique Institut Curie, Institut Curie, Centre de Recherche Institut Curie, Département de Biologie, Institut Curie, Université Paris 6, Paris, France; UMR 114 Centre National de la Recherche Scientifique Institut Curie, Institut Curie, Centre de Recherche Institut Curie, Département de Biologie, Institut Curie, Université Paris 6, Paris, France; UMR 114 Centre National de la Recherche Scientifique Institut Curie, Institut Curie, Centre de Recherche Institut Curie, Département de Biologie, Institut Curie, Université Paris 6, Paris, France; UMR 114 Centre National de la Recherche Scientifique Institut Curie, Institut Curie, Centre de Recherche Institut Curie, Département de Biologie, Institut Curie, Université Paris 6, Paris, France; UMR 114 Centre National de la Recherche Scientifique Institut Curie, Institut Curie, Centre de Recherche Institut Curie, Département de Biologie, Institut Curie, Université Paris 6, Paris, France

Abstract

The 8p11-12 amplicon region is one of the regions most frequently amplified in breast carcinoma (10–15% of cases). Several genes within this region have been identified as candidate oncogenes, as they are both amplified and overexpressed. However, very few studies have explored the role of these genes in cell transformation, with the aim of identifying suitable therapeutic targets. An analysis of comparative genomic hybridization array and expression profiling data for a series of 132 breast carcinomas and 21 cell lines identified five genes: *USP17*, *RYR2*, *ANKRD2*, *PPAADC1B*, and *PANX2L1* within the amplified region as consistently overexpressed due to an increased gene copy number. The use of small interfering RNA to knock down the expression of each of these genes showed the major role played by two genes, *PPAADC1B* and *PANX2L1*, in amplifying the survival and transformation of two different cell lines harboring the 8p amplicon. The role of these two genes in cell survival and cell transformation was also confirmed by long-term knockdown expression studies using short hairpin RNAs. The potential of *PPAADC1B*, which encodes a transmembrane phosphatase, as a therapeutic target was further shown by the strong inhibition of growth of breast tumor xenografts displaying 8p11-12 amplification induced by the silencing of *PPAADC1B*. The oncogenic properties of *PPAADC1B* were further shown by its ability to transduce NIH3T3 fibroblasts, inducing their anchorage-independent growth. Finally, in vivo experiments on *PPAADC1B* knockdown indicated that this gene interfered with multiple cell signaling pathways, including the tumor-associated kinase-1 transducer and activator of transcription, mitogen-activated protein kinase, and protein kinase C pathways. *PPAADC1B* may also participate the estrogen receptor pathway by down-regulating *ESR1*. [Cancer Res 2008;68:7165–7175]

Supplementary data for this article are available at Cancer Research Online (<http://www.jco.org>).

© 2008 by American Society of Clinical Oncology, Inc. All rights reserved. DOI: 10.1200/JCO.2008.16.4244

Received June 10, 2008; accepted October 10, 2008. Address reprint requests to Dr. O. Delattre, Institut Curie, Centre de Recherche Institut Curie, Département de Biologie, Institut Curie, Université Paris 6, Paris, France; UMR 114 Centre National de la Recherche Scientifique Institut Curie, Institut Curie, Centre de Recherche Institut Curie, Département de Biologie, Institut Curie, Université Paris 6, Paris, France; UMR 114 Centre National de la Recherche Scientifique Institut Curie, Institut Curie, Centre de Recherche Institut Curie, Département de Biologie, Institut Curie, Université Paris 6, Paris, France; UMR 114 Centre National de la Recherche Scientifique Institut Curie, Institut Curie, Centre de Recherche Institut Curie, Département de Biologie, Institut Curie, Université Paris 6, Paris, France; UMR 114 Centre National de la Recherche Scientifique Institut Curie, Institut Curie, Centre de Recherche Institut Curie, Département de Biologie, Institut Curie, Université Paris 6, Paris, France; UMR 114 Centre National de la Recherche Scientifique Institut Curie, Institut Curie, Centre de Recherche Institut Curie, Département de Biologie, Institut Curie, Université Paris 6, Paris, France; UMR 114 Centre National de la Recherche Scientifique Institut Curie, Institut Curie, Centre de Recherche Institut Curie, Département de Biologie, Institut Curie, Université Paris 6, Paris, France

www.jco.org

7165

Cancer Res 2008; 68: (17), September 1, 2008



Pubmed (PubSearch)



I Stethoscope Pro



I Stethoscope Pro

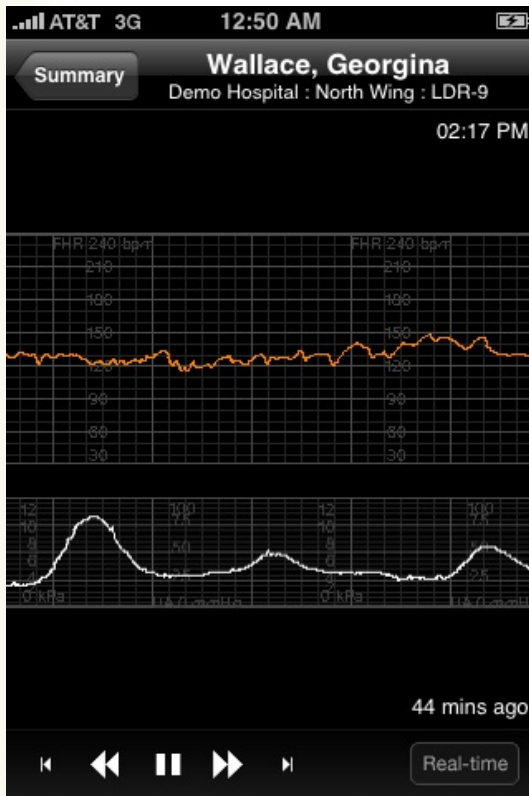


IMEC Monitoring



Attach the sensor nodes to the body

Air Strip (OB)



Home Demo Hospital

North Wing

● Ashford, Allison C.	MD: Craig RN: Long LDR-6
● Collinsworth, Gena	MD: Craig RN: Long LDR-7
○ Helms, Natalie	MD: Craig RN: Long LDR-8
● Wallace, Georgina	MD: Craig RN: Long LDR-9

South Wing

● Dillard, Wilma	MD: Craig RN: Long SOUTH-002
● Gonzales, Yvette	MD: Craig RN: Long SOUTH-001

Patients Wallace, Georgina
Demo Hospital : North Wing : LDR-9

● Wallace, Georgina
Ruptured | Epidural
39.2 G3P2 8/100/2
Craig | Long

Fetal Strip

Exams Vitals Notes Pitocin Other

BP	150 / 95
Fetal SPO2	98%
Maternal SPO2	97%
Pulse	92
Temperature	98.6


Air Strip (OB)



Cuáles son los límites?



«La palabra progreso no tiene ningún
sentido mientras haya niños infelices»




Albert Einstein (1879-1955)

«La palabra progreso no tiene ningún
sentido mientras haya niños infelices»



Muchas Gracias!



Albert Einstein (1879-1955)